


## Higher-Order Functions

## Announcements

## Office Hours: You Should Go!

You are not alone!

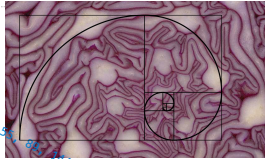


<http://cs61a.org/office-hours.html>

## Iteration Example

## The Fibonacci Sequence

fib	pred
curr	
n	5
k	0




```
def fib(n):  
    """Compute the nth Fibonacci number, for N >= 1."""  
    pred, curr = 0, 1 # 0th and 1st Fibonacci numbers  
    k = 1 # curr is the kth Fibonacci number  
    while k < n:  
        pred, curr = curr, pred + curr  
        k = k + 1  
    return curr
```

The next Fibonacci number is the sum of the current one and its predecessor



## Go Bears!



## Designing Functions

## Describing Functions

A function's *domain* is the set of all inputs it might possibly take as arguments.

A function's *range* is the set of output values it might possibly return.

A pure function's *behavior* is the relationship it creates between input and output.

```
def square(x):
    """Return X * X."""
```

*x is a number*

*square returns a non-negative real number*

*square returns the square of x*

13

## A Guide to Designing Function

Give each function exactly one job, but make it apply to many related situations

```
>>> round(1.23)    >>> round(1.23, 1)    >>> round(1.23, 0)    >>> round(1.23, 5)
1                  1.2                1                1.23
```

Don't repeat yourself (DRY): Implement a process just once, but execute it many times

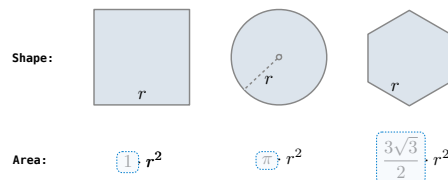
(Demo)

14

## Generalization

## Generalizing Patterns with Arguments

Regular geometric shapes relate length and area.



Finding common structure allows for shared implementation

(Demo)

15

## Higher-Order Functions

## Generalizing Over Computational Processes

The common structure among functions may be a computational process, rather than a number.

$$\sum_{k=1}^5 k = 1 + 2 + 3 + 4 + 5 = 15$$

$$\sum_{k=1}^5 k^2 = 1^2 + 2^2 + 3^2 + 4^2 + 5^2 = 225$$

$$\sum_{k=1}^5 \frac{8}{(4k-3) \cdot (4k-1)} = \frac{8}{3} + \frac{8}{35} + \frac{8}{99} + \frac{8}{195} + \frac{8}{323} = 3.04$$

(Demo)

16

## Summation Example

```
def cube(k):
    return pow(k, 3)
```

Function of a single argument (not called "term")

```
def summation(n, term):
    """Sum the first n terms of a sequence.
```

A formal parameter that will be bound to a function

```
>>> summation(5, cube)
225
```

The cube function is passed as an argument value

```
total, k = 0, 1
while k <= n:
    total, k = total + term(k), k + 1
return total
```

The function bound to term gets called here

0 + 1 + 8 + 27 + 64 + 125

17

## Functions as Return Values

(Demo)

18

## Locally Defined Functions

Functions defined within other function bodies are bound to names in a local frame

A function that returns a function

```
def make_adder(n):
    """Return a function that takes one argument k and returns k + n.
```

```
>>> add_three = make_adder(3)
>>> add_three(4)
7
```

The name add\_three is bound to a function

```
def adder(k):
    return k + n
return adder
```

A def statement within another def statement

Can refer to names in the enclosing function

19

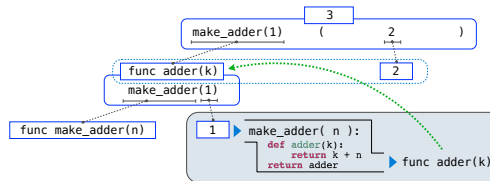
## Call Expressions as Operator Expressions

An expression that evaluates to a function

An expression that evaluates to its argument

Operator

Operand



19

## Lambda Expressions

(Demo)

## Lambda Expressions

```
>>> x = 10
```

An expression: this one evaluates to a number

```
>>> square = x * x
```

Also an expression: evaluates to a function

```
>>> square = lambda x: x * x
```

Important: No "return" keyword!

A function

with formal parameter x

that returns the value of "x \* x"

```
>>> square(4)
```

```
16
```

Must be a single expression

Lambda expressions are not common in Python, but important in general  
Lambda expressions in Python cannot contain statements at all!

20

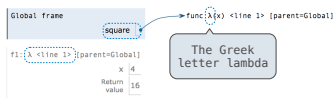
## Lambda Expressions Versus Def Statements

```
square = lambda x: x * x
```

VS

```
def square(x):
    return x * x
```

- Both create a function with the same domain, range, and behavior.
- Both bind that function to the name square.
- Only the def statement gives the function an intrinsic name, which shows up in environment diagrams but doesn't affect execution (unless the function is printed).



21

## Return

## Return Statements

A return statement completes the evaluation of a call expression and provides its value:

f(x) for user-defined function f: switch to a new environment; execute f's body

return statement within f: switch back to the previous environment; f(x) now has a value

Only one return statement is ever executed while executing the body of a function

```
def end(n, d):
    """Print the final digits of N in reverse order until D is found.

    >>> end(34567, 5)
    7
    6
    5
    """
    while n > 0:
        last, n = n % 10, n // 10
        print(last)
        if d == last:
            return None
```

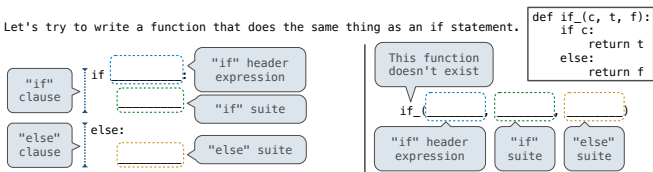
(Demo)

22

## Control

## If Statements and Call Expressions

Let's try to write a function that does the same thing as an if statement.



### Execution Rule for Conditional Statements:

Each clause is considered in order.

1. Evaluate the header's expression (if present).
2. If it is a true value (or an else header), execute the suite & skip the remaining clauses.

(Demo)

### Evaluation Rule for Call Expressions:

1. Evaluate the operator and then the operand subexpressions
2. Apply the function that is the value of the operator to the arguments that are the values of the operands

## Control Expressions

## Logical Operators

To evaluate the expression **<left> and <right>**:

1. Evaluate the subexpression **<left>**.
2. If the result is a false value **v**, then the expression evaluates to **v**.
3. Otherwise, the expression evaluates to the value of the subexpression **<right>**.

To evaluate the expression **<left> or <right>**:

1. Evaluate the subexpression **<left>**.
2. If the result is a true value **v**, then the expression evaluates to **v**.
3. Otherwise, the expression evaluates to the value of the subexpression **<right>**.

(Demo)

## Conditional Expressions

A conditional expression has the form

**<consequent> if <predicate> else <alternative>**

**Evaluation rule:**

1. Evaluate the **<predicate>** expression.
2. If it's a true value, the value of the whole expression is the value of the **<consequent>**.
3. Otherwise, the value of the whole expression is the value of the **<alternative>**.

```
>>> x = 0
>>> abs(1/x if x != 0 else 0)
0
```