

# Trees

---

# Announcements

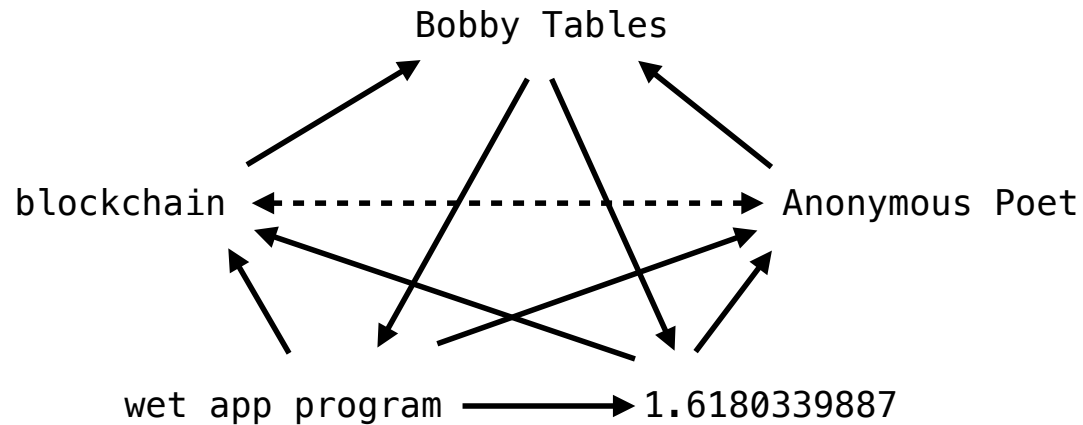
## Congratulations to the Winners of the Hog Strategy Contest

---

**1st Place with 146 wins:**

*A five-way tie for first place!*

*"A submission scores a match point each time it has an expected win rate strictly above 50.0001%."*



***Congratulations*** to Timothy Guo, Shomini Sen, Samuel Berkun, Mitchell Zhen, Lucas Clark, Dominic de Bettencourt, Allen Gu, Alec Li, Aaron Janse

[hog-contest.cs61a.org](http://hog-contest.cs61a.org)

---

## Box-and-Pointer Notation

## The Closure Property of Data Types

---

- A method for combining data values satisfies the *closure property* if:

The result of combination can itself be combined using the same method

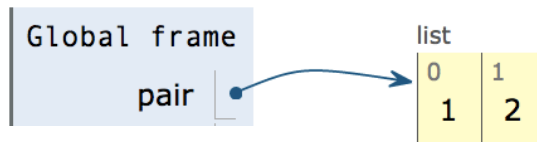
- Closure is powerful because it permits us to create hierarchical structures
- Hierarchical structures are made up of parts, which themselves are made up of parts, and so on

Lists can contain lists as elements (in addition to anything else)

## Box-and-Pointer Notation in Environment Diagrams

---

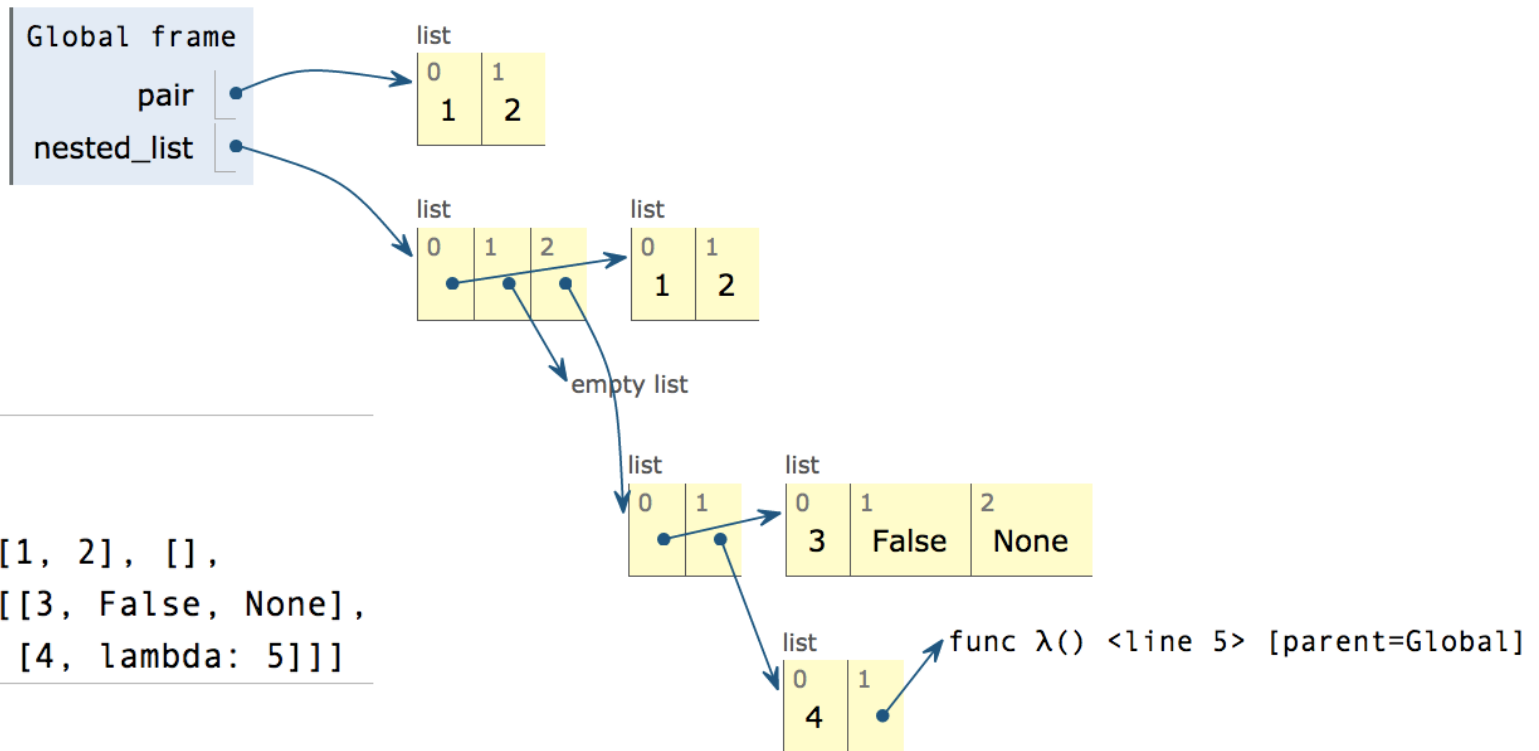
Lists are represented as a row of index-labeled adjacent boxes, one per element  
Each box either contains a primitive value or points to a compound value



```
pair = [1, 2]
```

## Box-and-Pointer Notation in Environment Diagrams

Lists are represented as a row of index-labeled adjacent boxes, one per element  
 Each box either contains a primitive value or points to a compound value



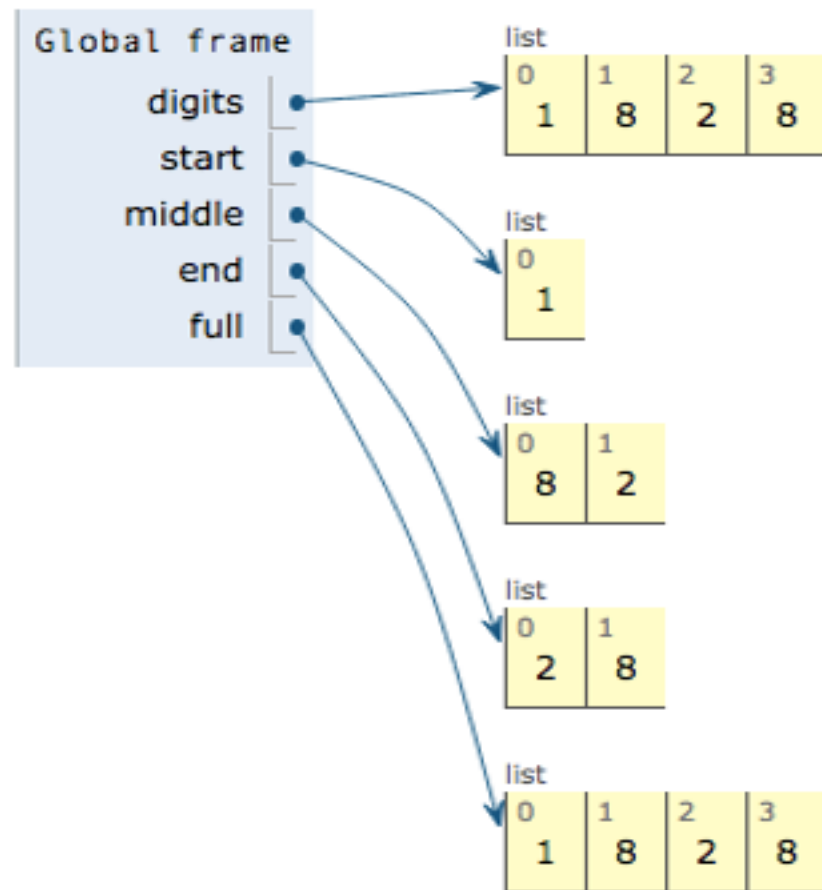
# Slicing

(Demo)



## Slicing Creates New Values

```
1 digits = [1, 8, 2, 8]
2 start = digits[:1]
3 middle = digits[1:3]
4 end = digits[2:]
5 full = digits[:]
```



## Processing Container Values

## Sequence Aggregation

---

Several built-in functions take iterable arguments and aggregate them into a value

- **sum**(iterable[, start]) -> value

Return the sum of a 'start' value (default: 0) plus an iterable of numbers.

- **max**(iterable[, key=func]) -> value  
**max**(a, b, c, ...[, key=func]) -> value

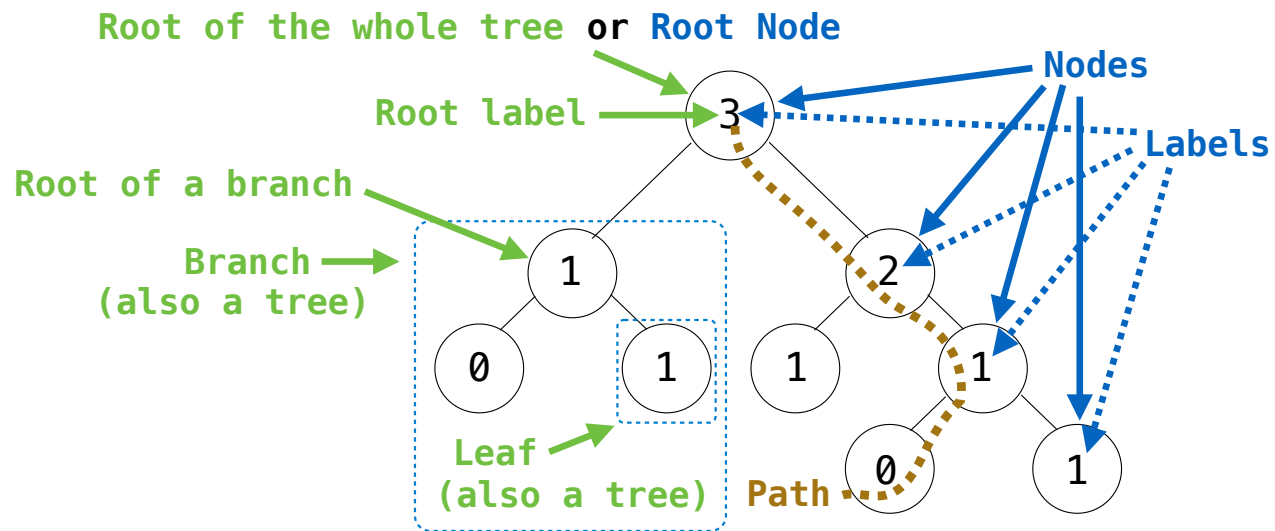
With a single iterable argument, return its largest item.  
With two or more arguments, return the largest argument.

- **all**(iterable) -> bool

Return True if bool(x) is True for all values x in the iterable.  
If the iterable is empty, return True.

Trees

## Tree Abstraction



### Recursive description (wooden trees):

A **tree** has a **root label** and a list of **branches**

Each **branch** is a **tree**

A **tree** with zero **branches** is called a **leaf**

A **tree** starts at the **root**

### Relative description (family trees):

Each location in a tree is called a **node**

Each **node** has a **label** that can be any value

One node can be the **parent/child** of another

The top node is the **root node**

*People often refer to labels by their locations: "each parent is the sum of its children"*

## Implementing the Tree Abstraction

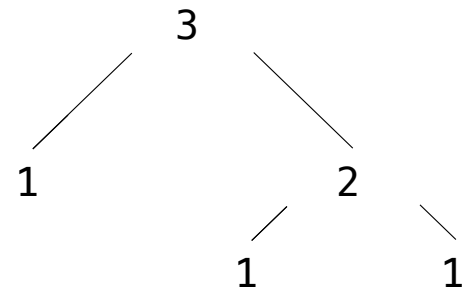
---

```
def tree(label, branches=[]):  
    return [label] + branches
```

```
def label(tree):  
    return tree[0]
```

```
def branches(tree):  
    return tree[1:]
```

- A **tree** has a root **label** and a list of **branches**
- Each branch is a tree



```
>>> tree(3, [tree(1),  
...         tree(2, [tree(1),  
...                 tree(1)])])  
[3, [1], [2, [1], [1]]]
```

## Implementing the Tree Abstraction

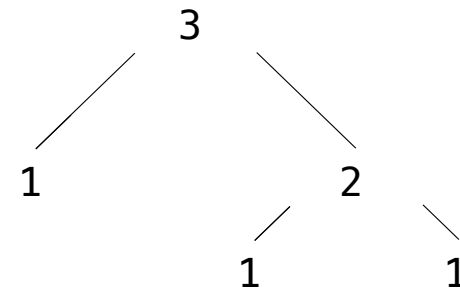
```
def tree(label, branches=[]):  
    for branch in branches:  
        assert is_tree(branch)  
    return [label] + list(branches)  
  
def label(tree):  
    return tree[0]  
  
def branches(tree):  
    return tree[1:]  
  
def is_tree(tree):  
    if type(tree) != list or len(tree) < 1:  
        return False  
    for branch in branches(tree):  
        if not is_tree(branch):  
            return False  
    return True
```

Verifies the tree definition

Creates a list from a sequence of branches

Verifies that tree is bound to a list

- A **tree** has a root **label** and a list of **branches**
- Each branch is a tree



```
>>> tree(3, [tree(1),  
...         tree(2, [tree(1),  
...                 tree(1)])])  
[3, [1], [2, [1], [1]]]
```

```
def is_leaf(tree):  
    return not branches(tree)      (Demo)
```

# Tree Processing

(Demo)



## Tree Processing Uses Recursion

---

Processing a leaf is often the base case of a tree processing function

The recursive case typically makes a recursive call on each branch, then aggregates

```
def count_leaves(t):  
    """Count the leaves of a tree."""  
    if is_leaf(t):  
        return 1  
    else:  
        branch_counts = [count_leaves(b) for b in branches(t)]  
        return sum(branch_counts)
```

(Demo)

## Discussion Question

---

Implement `leaves`, which returns a list of the leaf labels of a tree

*Hint:* If you `sum` a list of lists, you get a list containing the elements of those lists

```
>>> sum([ [1], [2, 3], [4] ], [])
[1, 2, 3, 4]
>>> sum([ [1] ], [])
[1]
>>> sum([ [[1]], [2] ], [])
[[1], 2]
```

```
def leaves(tree):
    """Return a list containing the leaf labels of tree.

    >>> leaves(fib_tree(5))
    [1, 0, 1, 0, 1, 1, 0, 1]
    """
    if is_leaf(tree):
        return [label(tree)]
    else:
        return sum(List of leaf labels for each branch, [])
```

`branches(tree)`

`leaves(tree)`

`[branches(b) for b in branches(tree)]`

`[leaves(b) for b in branches(tree)]`

`[b for b in branches(tree)]`

`[s for s in leaves(tree)]`

`[branches(s) for s in leaves(tree)]`

`[leaves(s) for s in leaves(tree)]`

## Creating Trees

---

A function that creates a tree from another tree is typically also recursive

```
def increment_leaves(t):
    """Return a tree like t but with leaf labels incremented."""
    if is_leaf(t):
        return tree(label(t) + 1)
    else:
        bs = [increment_leaves(b) for b in branches(t)]
        return tree(label(t), bs)

def increment(t):
    """Return a tree like t but with all labels incremented."""
    return tree(label(t) + 1, [increment(b) for b in branches(t)])
```

## Example: Printing Trees

(Demo)

## Example: Summing Paths

(Demo)